SWAROVSKI.COM/PROFESSIONAL

SWAROVSKI

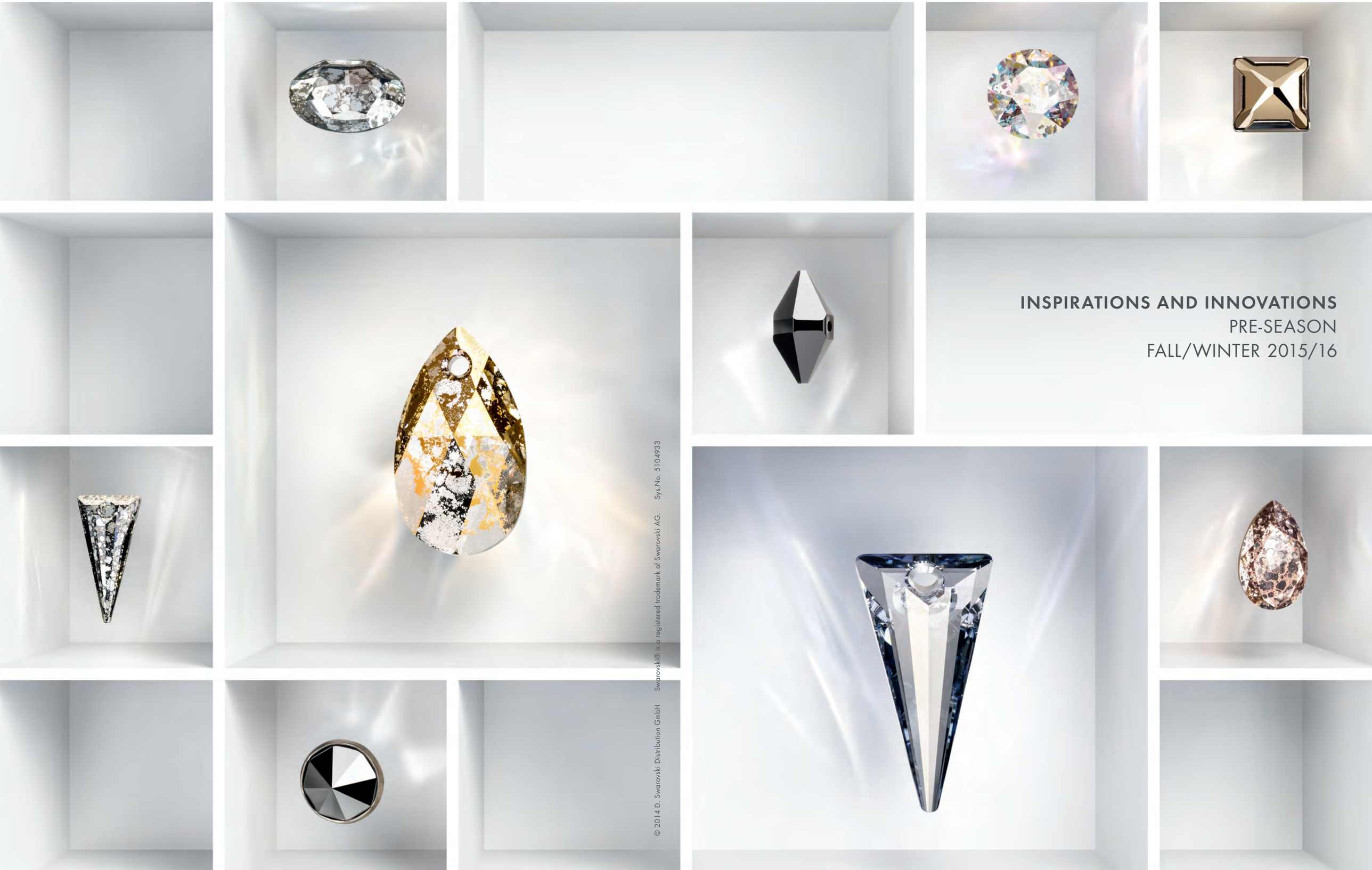

INSPIRATIONS AND INNOVATIONS

PRE-SEASON

FALL/WINTER 2015/16

© 2014 D. Swarovski Distribution GmbH Swarovski® is a registered trademark of Swarovski AG. Sys.No. 5104933

INSPIRATIONS
& INNOVATIONS
PRE-SEASON
FALL/WINTER 2015/16

Contents

Nostalgic Grandeur
Poetic Punk Rock

Two captivating design directions are stunningly conveyed in Swarovski's Fall/Winter 2015/16 Pre-Season Launch.

The beauty and splendor of the past comes alive through the magnificent Crystal Patina effect with its subdued hues and reference to the grandeur of eras past. In contrast, a focus on the strong, bold directions of the future is stunningly showcased in the radiant Crystal Spikes and Studs collection, in co-operation with Jean Paul Gaultier.

NEW CRYSTAL EFFECT

Crystal Patina

The design world is reverting back to the archives for inspiration. Aged and worn effects, showing beauty and fragility from eras past, are now encompassing an entire new design ethic. Nowhere is this inspiration more apparent than in the ancient city of Serenissima – Venice. The city's fantastic masquerade balls have enchanted people for time untold. Venice's rich history and architecture offers endless inspiration for the new focus on the aged and historic. Its grand ballrooms, ancient palaces, and famous mirrors reflect a perfect combination of crystal splendor and nostalgia – becoming one in the **Crystal Patina** effect. In the **XIRIUS Pointed Chaton** and **XILION Pointed Square Fancy Stone** we take inspiration from Venice's fantastic spires, domes, and window archways, blending the present with a past love of exquisite detailing.

"We make a respectful bow to the achievements of bygone eras and are once again cherishing the works people have created centuries ago. This is reflected in a renewed interest in products that seem as if they have stood the tests of time – it is the return of the patina and the aged effects". – *Stylus*

intrigue

splendor

imagination



feminine

opulence

Swarovski's new Crystal Patina effect stunningly reflects the current design quest for the historic and ancient. The beautiful aged effects it gives the crystals bestow new levels of authenticity and longevity upon designs.

Swarovski's XIRIUS Pointed Chaton and XILION Pointed Square Fancy Stone speak to our rediscovered need to touch and bring a never expected sensation to crystal. The XIRIUS Pointed Chaton and XILION Pointed Square Fancy Stone enable designers to produce stunning 3D effects and crown crystal patterns or single pieces with exquisite tactility.

01 **1088** 001 GOLPA F NEW!
02 **1088** 001 ROSPA F NEW!
03 **1188** 001 GSHA F NEW!
04 **4320** 001 GOLPA F NEW!
05 **4320** 001 ROSPA F NEW!
06 **4327** 001 BLAPA F NEW!
07 **4418** 215 F NEW!
08 **4470** 001 IRIG F
09 **4706** 246 F
10 **4568** 001 SINI
11 **4678/G** 001 GSHA F
12 **5026** 215
13 **5055** 001 SINI
14 **5056** 280
15 1 **80 601** 02 280 HEM MATTFI
16 **5860** 001 617
17 **6106** 001 GOLPA NEW!
18 **6106** 001 SILPA NEW!
19 **2088** 001 F NEW!
20 **2493** 001 GOLPA M HF NEW!
21 **3188** 001 GSHA F NEW!
22 **3210** 001 ROSPA F NEW!
23 **3288** 215 F NEW!

Crystal Spikes and Studs

IN CO-OPERATION WITH JEAN PAUL GAULTIER

Linked to the rebellious attitude against on-going economic constraints, the re-emergence of a strong 'hard rock' direction coincides with the development of 'austerity fatigue,' encapsulating the glittering return of opulence into our lives.

With his extraordinary ability to interpret and redefine fashion, Jean Paul Gaultier has taken these current design zeitgeists to an unprecedented level in co-operation and development with Swarovski's stunning Crystal Spikes and Studs, creating breathtaking couture pieces with a cool, contemporary edge. As Jean Paul Gaultier himself states "I have a special kind of freedom and incredible technical possibilities with Swarovski. So this is a wonderful partnership. They are not afraid of anything and neither am I."

"It is a celebration of the spikes and studs that become transparent, mirrored in different forms, pushed to the extreme of creation and taken one step further than a regular metallic stud."– *Jean Paul Gaultier*

The sophisticated radiance of these contemporary design elements encapsulates the very spirit of the current design ethos, allowing designers to create a poetic transformation of the every day into the realm of the magical.

edgy



dramatic

stimulate



inspire

directional

Swarovski's Crystal Spikes and Studs collection, in co-operation with celebrated designer Jean Paul Gaultier, paves the way for an innovative and truly illuminating edge, offering 'poetic punk' and radiant 'rock chic' appeal.

01 **5540** 001
02 **5541** 001 BLSH
03 **5747** 001 MLGLD 2x NEW!
04 **5747** 001 SINI 2x NEW!
05 **5747** 280 NEW!
06 **5750** 001 SINI
07 1 **80 801** 28 Bronze Brushed
08 1 **80 901** 20 001 MLGLD
09 **6022** 001 BRSH
10 **6480** 001 BBL P NEW!
11 **6480** 001 BLSH NEW!
12 **6480** 001 GSHA NEW!
13 **6480** 001 SSHA NEW!
14 **57 000** 012 001 MLGLD
15 **52 300** 012 086 001 METBL NEW!
16 **52 400** 012 086 001 MLGLD NEW!
17 **53 010** 086 001 MLGLD NEW!
18 **53 503** 086 001 METBL NEW!
19 **53 730** 088 001
20 **1783/300** 01 082 00 NEW!

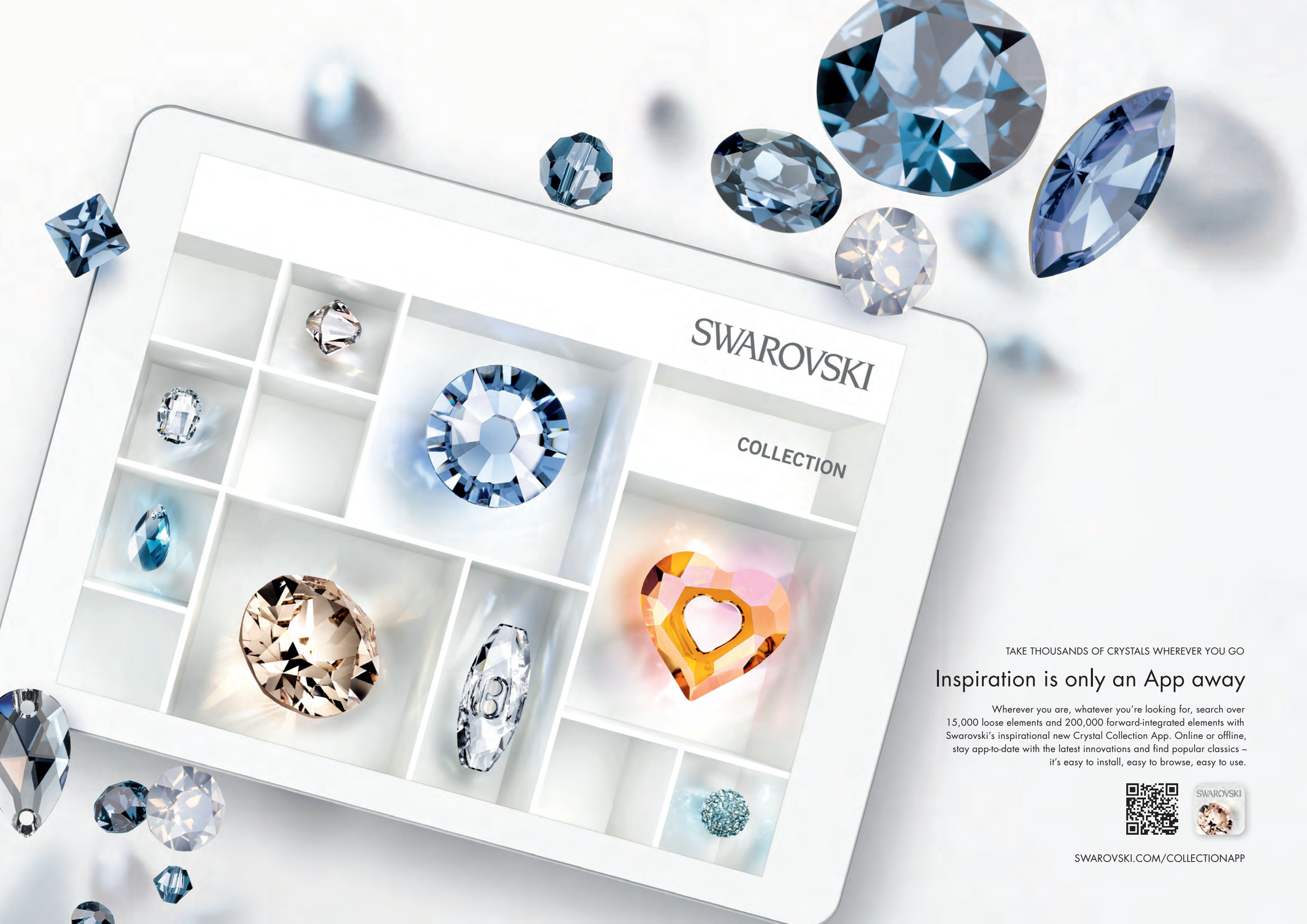

TAKE THOUSANDS OF CRYSTALS WHEREVER YOU GO

Inspiration is only an App away

Wherever you are, whatever you're looking for, search over 15,000 loose elements and 200,000 forward-integrated elements with Swarovski's inspirational new Crystal Collection App. Online or offline, stay app-to-date with the latest innovations and find popular classics – it's easy to install, easy to browse, easy to use.

SWAROVSKI.COM/COLLECTIONAPP

Why Swarovski

EXCELLENCE, THROUGH INNOVATION AND ORIGIN

X-CUT
SCIENCE OF GEOMETRY

X-CUT
Advanced optical measurement and high-precision manufacturing deliver premium cuts characterized by unmatched brilliance.

HOTFIX GLUE
ENHANCED APPLICATION

HOTFIX GLUE
The variable temperatures at which Hotfix glue can be activated enable the application of crystals on a broad range of textiles.

PLATINUM PRO
EQUIPPED TO RESIST

PLATINUM PRO
With its new advanced foiling technique, Swarovski has set a new standard in the lifespan of crystals.

CRYSTALS
MADE IN AUSTRIA

CRYSTALS – MADE IN AUSTRIA
The combination of innovation with sustainability and respect for individual wellbeing means that quality is always assured.

PREMIUM, BY SERVICE AND DESIGN

DESIGN SERVICE
LEADING CREATIVITY

DESIGN SERVICE
Throughout its global network of Design Centers, Swarovski offers exceptional service provided by the industry's best creative talent.

GLOBAL SERVICE
LOCAL CARE

GLOBAL SERVICE
Swarovski's Global Service Network provides customers with dedicated personal assistance on a local level.

APPLICATION SERVICE
EXPERT SUPPORT

APPLICATION SERVICE
A comprehensive range of application services means customers benefit from the extensive experience of leading international experts, as well as internal specialists.

DESIGNER EDITIONS
CREATIVE UNION

DESIGNER EDITIONS
Creative collaborations with top designers result in exclusive cuts and unique designs for Swarovski crystal.

COMPLIANCE, WITH INTEGRITY

ADVANCED CRYSTAL
SUPERIOR BRILLIANT LEAD-FREE

ADVANCED CRYSTAL
Swarovski's patented lead-free* formula has changed the DNA of crystal while still offering the same sparkle, dependability, and variety for which Swarovski is famous.

*Crystal glass and all other materials containing 0.009% lead or less.

CLEAR
COMPLIANCE MATTERS

CLEAR
Regular legal monitoring of chemical requirements and reasonable testing provide customers with the comfort of trust in Swarovski's products.

CONFIDENCE IN TEXTILES
Tested for harmful substances
according to Oeko-Tex® Standard 100
36047 OeTI

OEKO-TEX
Oeko-Tex® Standard 100 Class II (direct contact with skin) certification creates confidence in chemical safety of textile applications.

Product Overview

NEW CRYSTAL ELEMENTS

Round Stones

1188
SS 17, 24, 29, 39

Fancy Stones & Settings

4418
6, 8 mm

4418/S
6, 8 mm

Beads

5747
12x6, 16x8 mm
In co-operation with Jean Paul Gaultier

Pendants

6480
18, 28, 39 mm
In co-operation with Jean Paul Gaultier

NEW FORWARD-INTERGRATED ELEMENTS

Buttons, Fasteners & Zippers

1783/300 01
7 mm

1783/300 02
7 mm

Metal Trimmings

52 300, 52 301
SS 18
In co-operation with Jean Paul Gaultier

52 400, 52 401
PP 24
In co-operation with Jean Paul Gaultier

53 010, 53 011
SS 29, SS 39
In co-operation with Jean Paul Gaultier

53 503
8 mm
In co-operation with Jean Paul Gaultier

NEW CRYSTAL EFFECTS

Crystal Black Patina
(001 BLAPA)

Crystal Gold Patina
(001 GOLPA)

Crystal Rose Patina
(001 ROSPA)

Crystal Silver Patina
(001 SILPA)

Crystal White Patina
(001 WHIPA)

Round Stones

1088
PP 24, 32
SS 24, 29, 39

1122
SS 39, 47
12, 14 mm

1188
SS 39

Fancy Stones & Settings

4120
8x6, 14x10, 18x13 mm

4127
30x22 mm

4224
10x8, 14x11 mm

4224
23x18 mm

4320
8x6, 14x10, 18x13 mm

4327
30x20 mm

4418
6, 8 mm

4470
10, 12 mm

4568
14x10, 18x13, 27x18 mm

4706
12, 17, 24 mm

Pendants

6010
11x5.5, 13x6.5, 17x8.5 mm

6040
20, 30, 40 mm

6106
16, 22, 28 mm

6228
10.3x10, 14.4x14, 18x17.5 mm

6240
17, 27, 37 mm

6428
6, 8, 12 mm

6480
18, 28, 39 mm

Flat Backs no Hotfix

2493
8, 10, 12 mm

2808
6, 10, 14 mm

Flat Backs Hotfix

2493
8, 10, 12 mm

2808
6, 10, 14 mm

Sew-on Articles

3210
10x7, 16x11, 24x17 mm

3220
10, 14, 20 mm

LINE EXTENSIONS

Beads

5540
12, 17 mm

5541
11, 15 mm

5542
8, 11 mm

5750
13 mm

Crystal Patina

CRYSTAL PATINA

Crystal Patina, a pioneering new concept in the industry, is Swarovski's response to the continuing trend of embracing past beauty, nostalgic authenticity, and the value of the old. Its historical edge and 'used' look create an impression of timelessness without compromising on crystalline allure. Crystal Patina comes in five effects and always appears to feature a slightly different surface pattern, answering also the current call for deliberate imperfection and ensuring that every single piece is unique. It is available on crystal in sizes PP 24 and above.

NEW AVAILABLE CRYSTAL PATINA EFFECTS



Crystal Black Patina F (001 BLAPA)



Crystal Gold Patina F (001 GOLPA)



Crystal Rose Patina F (001 ROSPA)



Crystal Silver Patina F (001 SILPA)



Crystal White Patina F (001 WHIPA)

Crystal Black Patina (001 BLAPA)

Crystal Gold Patina (001 GOLPA)

Crystal Rose Patina (001 ROSPA)

Crystal Silver Patina (001 SILPA)

Crystal White Patina (001 WHIPA)

Round Stones

1088 XIRIUS Chaton



Crystal Effects	Size: PP 24	PP 32	SS 24	SS 29	SS 39
Crystal Patina					
Crystal Black Patina F (001 BLAPA) NEW!	■	■	■	■	■
Crystal Gold Patina F (001 GOLPA) NEW!	■	■	■	■	■
Crystal Rose Patina F (001 ROSPA) NEW!	■	■	■	■	■
Crystal Silver Patina F (001 SILPA) NEW!	■	■	■	■	■
Crystal White Patina F (001 WHIPA) NEW!	■	■	■	■	■

1122 Rivoli Chaton



Crystal Effects	Size: SS 39	SS 47	12 mm	14 mm
Crystal Patina				
Crystal Black Patina F (001 BLAPA) NEW!	■	■	■	■
Crystal Gold Patina F (001 GOLPA) NEW!	■	■	■	■
Crystal Rose Patina F (001 ROSPA) NEW!	■	■	■	■
Crystal Silver Patina F (001 SILPA) NEW!	■	■	■	■
Crystal White Patina F (001 WHIPA) NEW!	■	■	■	■

1188 XIRIUS Pointed Chaton NEW!



Crystal	Size: SS 17	SS 24	SS 29	SS 39
Crystal (001)	■	■	■	■
Crystal F (001)	■	■	■	■
Colors				
Plain Colors				
Aquamarine F (202)	■	■	■	■
Black Diamond F (215)	■	■	■	■
Dark Moss Green F (260)	■	■	■	■
Jet (280)	■	■	■	■
Light Peach F (362)	■	■	■	■
Light Rose F (223)	■	■	■	■
Light Siam F (227)	■	■	■	■
Montana F (207)	■	■	■	■
Rose F (209)	■	■	■	■

1188

Crystal Effects	Size: SS 17	SS 24	SS 29	SS 39
Transparent Effects				
Crystal AB F (001 AB)	■	■	■	■
Crystal Golden Shadow F (001 GSHA)	■	■	■	■
Crystal Lilac Shadow F (001 LISH)	■	■	■	■
Crystal Luminous Green F (001 LUMG)	■	■	■	■
Crystal Silver Shade F (001 SSHA)	■	■	■	■
Metallic Effects				
Crystal Iridescent Green F (001 IRIG)	■	■	■	■
Crystal Rose Gold F (001 ROGL)	■	■	■	■
Crystal Patina				
Crystal Black Patina F (001 BLAPA) NEW!				■
Crystal Gold Patina F (001 GOLPA) NEW!				■
Crystal Rose Patina F (001 ROSPA) NEW!				■
Crystal Silver Patina F (001 SILPA) NEW!				■
Crystal White Patina F (001 WHIPA) NEW!				■

4120

Size	8x6 mm	14x10 mm	18x13 mm
Crystal Effects			
Crystal Patina			
Crystal Black Patina F (001 BLAPA) NEW!	■	■	■
Crystal Gold Patina F (001 GOLPA) NEW!	■	■	■
Crystal Rose Patina F (001 ROSPA) NEW!	■	■	■
Crystal Silver Patina F (001 SILPA) NEW!	■	■	■
Crystal White Patina F (001 WHIPA) NEW!	■	■	■

4127



Size	30x22 mm
Crystal Effects	
Crystal Patina	
Crystal Black Patina F (001 BLAPA) NEW!	■
Crystal Gold Patina F (001 GOLPA) NEW!	■
Crystal Rose Patina F (001 ROSPA) NEW!	■
Crystal Silver Patina F (001 SILPA) NEW!	■
Crystal White Patina F (001 WHIPA) NEW!	■

4224 Pure Leaf Fancy Stone

Size 10x8, 14x11 mm

4224 Pure Leaf Fancy Stone

Size 23x18 mm

4224

Size	10x8 mm	14x11 mm	23x18 mm
Crystal Effects			
Crystal Patina			
Crystal Black Patina F (001 BLAPA) NEW!	■	■	■
Crystal Gold Patina F (001 GOLPA) NEW!	■	■	■
Crystal Rose Patina F (001 ROSPA) NEW!	■	■	■
Crystal Silver Patina F (001 SILPA) NEW!	■	■	■
Crystal White Patina F (001 WHIPA) NEW!	■	■	■

4320

Size	8x6 mm	14x10 mm	18x13 mm
Crystal Effects			
Crystal Patina			
Crystal Black Patina F (001 BLAPA) NEW!	■	■	■
Crystal Gold Patina F (001 GOLPA) NEW!	■	■	■
Crystal Rose Patina F (001 ROSPA) NEW!	■	■	■
Crystal Silver Patina F (001 SILPA) NEW!	■	■	■
Crystal White Patina F (001 WHIPA) NEW!	■	■	■

4327

Size	30x20 mm
Crystal Effects	
Crystal Patina	
Crystal Black Patina F (001 BLAPA) NEW!	■
Crystal Gold Patina F (001 GOLPA) NEW!	■
Crystal Rose Patina F (001 ROSPA) NEW!	■
Crystal Silver Patina F (001 SILPA) NEW!	■
Crystal White Patina F (001 WHIPA) NEW!	■

4418 XILION Pointed Square Fancy Stone NEW!



Size	6 mm	8 mm
Crystal		
Crystal (001)	■	■
Crystal F (001)	■	■
Colors		
Plain Colors		
Aquamarine F (202)	■	■
Black Diamond F (215)	■	■
Dark Moss Green F (260)	■	■
Jet (280)	■	■
Light Rose F (223)	■	■
Montana F (207)	■	■
Tanzanite F (539)	■	■
Crystal Effects		
Transparent Effects		
Crystal AB F (001 AB)	■	■
Crystal Golden Shadow F (001 GSHA)	■	■
Crystal Lilac Shadow F (001 LISH)	■	■
Crystal Luminous Green F (001 LUMG)	■	■
Crystal Silver Shade F (001 SSHA)	■	■
Metallic Effects		
Crystal Rose Gold F (001 ROGL)	■	■
Crystal Patina		
Crystal Black Patina F (001 BLAPA) NEW!	■	■
Crystal Gold Patina F (001 GOLPA) NEW!	■	■
Crystal Rose Patina F (001 ROSPA) NEW!	■	■
Crystal Silver Patina F (001 SILPA) NEW!	■	■
Crystal White Patina F (001 WHIPA) NEW!	■	■

4418/S NEW!



Size	6 mm	8 mm
Ring/Hole, Back Configuration		
00 C = No ring/hole, closed	■	■
H2 O = 4 holes/2 each side, open	■	■

4470



Size	10 mm	12 mm
Crystal Effects		
Crystal Patina		
Crystal Black Patina F (001 BLAPA) NEW!	■	■
Crystal Gold Patina F (001 GOLPA) NEW!	■	■
Crystal Rose Patina F (001 ROSPA) NEW!	■	■
Crystal Silver Patina F (001 SILPA) NEW!	■	■
Crystal White Patina F (001 WHIPA) NEW!	■	■

4568 Cushion Fancy Stone

Size	14x10 mm	18x13 mm	27x18 mm
Crystal Effects			
Crystal Patina			
Crystal Black Patina F (001 BLAPA) NEW!	■	■	■
Crystal Gold Patina F (001 GOLPA) NEW!	■	■	■
Crystal Rose Patina F (001 ROSPA) NEW!	■	■	■
Crystal Silver Patina F (001 SILPA) NEW!	■	■	■
Crystal White Patina F (001 WHIPA) NEW!	■	■	■

4706 Trilliant Fancy Stone



Size	12 mm	17 mm	24 mm
Crystal Effects			
Crystal Patina			
Crystal Black Patina F (001 BLAPA) NEW!	■	■	■
Crystal Gold Patina F (001 GOLPA) NEW!	■	■	■
Crystal Rose Patina F (001 ROSPA) NEW!	■	■	■
Crystal Silver Patina F (001 SILPA) NEW!	■	■	■
Crystal White Patina F (001 WHIPA) NEW!	■	■	■

5540 Artemis Bead



	Size 12 mm	Size 17 mm
Crystal Effects		
Metallic Effects		
Crystal Rose Gold (001 ROGL)	NEW!	NEW!
Color Effects		
Metallic Effects		
Jet Hematite (280 HEM)	NEW!	NEW!

5541 Dome Bead large



	Size 11 mm	Size 15 mm
Crystal Effects		
Metallic Effects		
Crystal Rose Gold (001 ROGL)	NEW!	NEW!
Color Effects		
Metallic Effects		
Jet Hematite (280 HEM)	NEW!	NEW!

5542 Dome Bead small



	Size 8 mm	Size 11 mm
Crystal Effects		
Metallic Effects		
Crystal Rose Gold (001 ROGL)	NEW!	NEW!
Color Effects		
Metallic Effects		
Jet Hematite (280 HEM)	NEW!	NEW!

CRYSTAL SPIKES & STUDS COLLECTION IN CO-OPERATION WITH JEAN PAUL GAULTIER

Fêted for his startling originality, technical prowess, and maverick approach to design, Jean Paul Gaultier quickly became known as *'l'enfant terrible'*. Hired at eighteen by Pierre Cardin, then Jacques Esterel, Jean Patou, and Hermès, he launched his own collection in 1976. But it was the conical bras and basques for Madonna's 1990 *Blond Ambition* tour that sealed his reputation, along with costumes for Kylie Minogue and filmmakers Luc Besson and Peter Greenaway. In 1997, he established Gaultier Paris, fulfilling his dream of creating haute couture with a risqué, gender-bending, deconstructed aesthetic.

Swarovski crystals have played a major part in Gaultier's aesthetic for decades. His Summer 2014 couture show in Paris this January included fifteen garments featuring Swarovski's latest co-operation with Gaultier: Crystal Spikes and Studs. Now Swarovski is presenting these avant-garde, 3D-shaped articles—**Double Spike Bead, Spike Pendant, Spike Banding,** and **Spike Rivets** (Round and Square)—to its business partners. Exemplified by the punk rock-inspired, vintage-look 'Diamond Rocker' vest in Gaultier's Summer 2014 couture collection, Crystal Spikes and Studs are perfect for conjuring fiercely edgy, high-glam designs with a contemporary luxe appeal.

5747 Double Spike Bead NEW!



	Size 12x6 mm	Size 16x8 mm
Crystal		
Crystal (001)	■	■
Colors		
Plain Colors		
Jet (280)	■	■
Light Turquoise (263)	■	■
Crystal Effects		
Transparent Effects		
Crystal AB (001 AB)	■	■
Crystal Astral Pink (001 API)	■	■
Crystal Golden Shadow (001 GSHA)	■	■
Crystal Lilac Shadow (001 LISH)	■	■
Crystal Luminous Green (001 LUMG)	■	■
Crystal Silver Night (001 SINI)	■	■
Crystal Silver Night 2x (001 SINI2)	■	■
Crystal Silver Shade (001 SSHA)	■	■
Metallic Effects		
Crystal Iridescent Green (001 IRIG)	■	■
Crystal Metallic Blue 2x (001 METBL2)	■	■
Crystal Metallic Light Gold 2x (001 MLG2)	■	■
Crystal Rose Gold 2x (001 ROGL2)	■	■

Beads

5750 Skull Bead

Size	13 mm
Colors	
Plain Colors	
Sun (248)	NEW! ■

Pendants

6106 Pear-shaped Pendant



Size	16 mm	22 mm	28 mm
Crystal Effects			
Crystal Patina			
Crystal Black Patina (001 BLAPA) NEW!	■	■	■
Crystal Gold Patina (001 GOLPA) NEW!	■	■	■
Crystal Rose Patina (001 ROSPA) NEW!	■	■	■
Crystal Silver Patina (001 SILPA) NEW!	■	■	■
Crystal White Patina (001 WHIPA) NEW!	■	■	■

6228 XILION Heart Pendant



Size	10.3x10 mm	14.4x14 mm	18x17.5 mm
Crystal Effects			
Crystal Patina			
Crystal Black Patina (001 BLAPA) NEW!	■	■	■
Crystal Gold Patina (001 GOLPA) NEW!	■	■	■
Crystal Rose Patina (001 ROSPA) NEW!	■	■	■
Crystal Silver Patina (001 SILPA) NEW!	■	■	■
Crystal White Patina (001 WHIPA) NEW!	■	■	■

Pendants

6010 Briolette Pendant



Size	11x5.5 mm	13x6.5 mm	17x8.5 mm
Crystal Effects			
Crystal Patina			
Crystal Black Patina (001 BLAPA) NEW!	■	■	■
Crystal Gold Patina (001 GOLPA) NEW!	■	■	■
Crystal Rose Patina (001 ROSPA) NEW!	■	■	■
Crystal Silver Patina (001 SILPA) NEW!	■	■	■
Crystal White Patina (001 WHIPA) NEW!	■	■	■

6040 Helios Pendant

Size	20 mm	30 mm	40 mm
Crystal Effects			
Crystal Patina			
Crystal Black Patina (001 BLAPA) NEW!	■	■	■
Crystal Gold Patina (001 GOLPA) NEW!	■	■	■
Crystal Rose Patina (001 ROSPA) NEW!	■	■	■
Crystal Silver Patina (001 SILPA) NEW!	■	■	■
Crystal White Patina (001 WHIPA) NEW!	■	■	■

6240 Wild Heart Pendant



Size	17 mm	27 mm	37 mm
Crystal Effects			
Crystal Patina			
Crystal Black Patina (001 BLAPA) NEW!	■	■	■
Crystal Gold Patina (001 GOLPA) NEW!	■	■	■
Crystal Rose Patina (001 ROSPA) NEW!	■	■	■
Crystal Silver Patina (001 SILPA) NEW!	■	■	■
Crystal White Patina (001 WHIPA) NEW!	■	■	■

6428 XILION Pendant

Size	6 mm	8 mm	12 mm
Crystal Effects			
Crystal Patina			
Crystal Black Patina (001 BLAPA) NEW!	■	■	■
Crystal Gold Patina (001 GOLPA) NEW!	■	■	■
Crystal Rose Patina (001 ROSPA) NEW!	■	■	■
Crystal Silver Patina (001 SILPA) NEW!	■	■	■
Crystal White Patina (001 WHIPA) NEW!	■	■	■

Pendants

6480 Spike Pendant NEW!

	Size 18 mm	Size 28 mm	Size 39 mm
Crystal			
Crystal (001)	■	■	■
Colors			
Plain Colors			
Jet (280)	■	■	■
Crystal Effects			
Transparent Effects			
Crystal AB (001 AB)	■	■	■
Crystal Antique Pink (001 ANTP)	■	■	■
Crystal Astral Pink (001 API)	■	■	■
Crystal Bermuda Blue P (001 BBL)*	■	■	■
Crystal Blue Shade (001 BLSH)	■	■	■
Crystal Bronze Shade (001 BRSH)	■	■	■
Crystal Golden Shadow (001 GSHA)	■	■	■
Crystal Luminous Green (001 LUMG)	■	■	■
Crystal Red Magma (001 REDM)	■	■	■
Crystal Silver Night (001 SINI)	■	■	■
Crystal Silver Shade (001 SSHA)	■	■	■
Crystal Vitrail Medium P (001 VM)*	■	■	■
Crystal Patina			
Crystal Black Patina (001 BLAPA) NEW!	■	■	■
Crystal Gold Patina (001 GOLPA) NEW!	■	■	■
Crystal Rose Patina (001 ROSPA) NEW!	■	■	■
Crystal Silver Patina (001 SILPA) NEW!	■	■	■
Crystal White Patina (001 WHIPA) NEW!	■	■	■

* For details about the protective layer please refer to the chapter 'Basic Information' in the Swarovski Crystal Collection 2014.

Flat Backs No Hotfix

2493 Chessboard Flat Back



	Size 8 mm	Size 10 mm	Size 12 mm
Crystal Effects			
Crystal Patina			
Crystal Black Patina F (001 BLAPA) NEW!	■	■	■
Crystal Gold Patina F (001 GOLPA) NEW!	■	■	■
Crystal Rose Patina F (001 ROSPA) NEW!	■	■	■
Crystal Silver Patina F (001 SILPA) NEW!	■	■	■
Crystal White Patina F (001 WHIPA) NEW!	■	■	■

2808 Heart Flat Back



	Size 6 mm	Size 10 mm	Size 14 mm
Crystal Effects			
Crystal Patina			
Crystal Black Patina F (001 BLAPA) NEW!	■	■	■
Crystal Gold Patina F (001 GOLPA) NEW!	■	■	■
Crystal Rose Patina F (001 ROSPA) NEW!	■	■	■
Crystal Silver Patina F (001 SILPA) NEW!	■	■	■
Crystal White Patina F (001 WHIPA) NEW!	■	■	■

Flat Backs Hotfix

2493 Chessboard Flat Back



	Size 8 mm	Size 10 mm	Size 12 mm
Crystal Effects			
Crystal Patina			
Crystal Black Patina M HF (001 BLAPA) NEW!	■	■	■
Crystal Gold Patina M HF (001 GOLPA) NEW!	■	■	■
Crystal Rose Patina M HF (001 ROSPA) NEW!	■	■	■
Crystal Silver Patina M HF (001 SILPA) NEW!	■	■	■
Crystal White Patina M HF (001 WHIPA) NEW!	■	■	■

2808 Heart Flat Back



	Size 6 mm	Size 10 mm	Size 14 mm
Crystal Effects			
Crystal Patina			
Crystal Black Patina M HF (001 BLAPA) NEW!	■	■	■
Crystal Gold Patina M HF (001 GOLPA) NEW!	■	■	■
Crystal Rose Patina M HF (001 ROSPA) NEW!	■	■	■
Crystal Silver Patina M HF (001 SILPA) NEW!	■	■	■
Crystal White Patina M HF (001 WHIPA) NEW!	■	■	■

3210 Oval Sew-on Stone

Size	10x7 mm	16x11 mm	24x17 mm
Crystal Effects			
Crystal Patina			
Crystal Black Patina F (001 BLAPA) NEW!	■	■	■
Crystal Gold Patina F (001 GOLPA) NEW!	■	■	■
Crystal Rose Patina F (001 ROSPA) NEW!	■	■	■
Crystal Silver Patina F (001 SILPA) NEW!	■	■	■
Crystal White Patina F (001 WHIPA) NEW!	■	■	■

3220 Round Chessboard Sew-on Stone



Size	10 mm	14 mm	20 mm
Crystal Effects			
Crystal Patina			
Crystal Black Patina F (001 BLAPA) NEW!	■	■	■
Crystal Gold Patina F (001 GOLPA) NEW!	■	■	■
Crystal Rose Patina F (001 ROSPA) NEW!	■	■	■
Crystal Silver Patina F (001 SILPA) NEW!	■	■	■
Crystal White Patina F (001 WHIPA) NEW!	■	■	■

Product Details

Article Size	Packing Unit = Minimum Order Quantity in Pieces	Average Net Weight in Gram per Packing Unit Crystal (001)	Average Gross Weight in Gram per Packing Unit Crystal (001)
1188			
PP 17	1.440	53.22	62.29
PP 24	720	73.79	82.86
PP 29	288	52.25	66.36
PP 39	144	58.42	120.55
4418			
6 mm	216	55.35	79.20
8 mm	216	119.93	147.84
5747			
12x6 mm	144	64.35	81.17
16x8 mm	96	104.75	124.44
6480			
18 mm	48	42.74	64.08
28 mm	36	101.61	130.50
39 mm	16	105.64	133.69

1783/300 01 & 1783/300 02 XIRIUS FLAT BACK SNAP FASTENER

The XIRIUS Flat Back Snap Fastener with XIRIUS Flat Back SS 30 is a small new size in the existing snap fastener assortment – finer, more elegant, and versatile in use. As a sparkling eye-catcher, this product is almost independent from aesthetic trends and can be easily applied and combined in countless designs.

1783/300 01 XIRIUS Flat Back Snap Fastener NEW!

SS	SS 30	
M	72 pcs	100%

1783/300 02 XIRIUS Flat Back Snap Fastener NEW!

M	72 pcs	100%

1783/300 01 1783/300 02	Size: 7 mm (SS 30)
Color of Casing	
081 Gold	■
082 Silver	■
086 Gun Metal	■
Crystal	
Crystal F (001)	■
Colors	
Plain Colors	
Amethyst F (204)	■
Aquamarine F (202)	■
Black Diamond F (215)	■
Blue Zircon F (229)	■
Dark Indigo F (288)	■
Denim Blue F (266)	■
Emerald F (205)	■
Fuchsia F (502)	■
Jet (280)	■
Light Colorado Topaz F (246)	■
Light Rose F (223)	■
Purple Velvet F (277)	■
Rose F (209)	■
Siam F (208)	■
Smoked Topaz F (220)	■
Opal Colors	
Palace Green Opal F (393)	■
Crystal Effects	
Transparent Effects	
Crystal AB F (001 AB)	■
Crystal Golden Shadow F (001 GSHA)	■
Crystal Silver Night F (001 SINI)	■
Crystal Silver Shade F (001 SSHA)	■
Metallic Effects	
Crystal Metallic Blue F (001 METBL)	■
Color Effects	
Metallic Effects	
Jet Hematite (280 HEM)	■

ORDERING EXAMPLE & PRODUCT VARIETY EXPLANATION

The XIRIUS Flat Back Snap Fastener is divided into two article parts:

1783/300 01
Decorative (upper) part (with crystal stone)

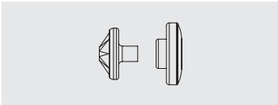

SS SS 30
M 72 pcs

1783/300 02
Closure (lower) part

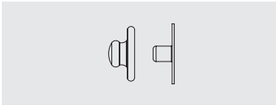

M 72 pcs

Each part has its own article number. Customers have to order both articles to get the complete product. But it's also possible to order only one part.

1783/300 01	**082**	**001**
Article number	Color of casing 081 Gold 082 Silver 086 Gun Metal	Color of crystals Please see the respective product matrix for all available code references.

1783/300 02	**082**
Article number	Color of casing 081 Gold 082 Silver 086 Gun Metal

APPLICATION ADVICE

XIRIUS Flat Back Snap Fasteners can be easily applied using a fly press or a semi-automatic attaching machine. To apply these products, the semi-automatic attaching machine must be adjusted. Please follow the manufacturer's instructions.

Material Thickness
It is very important to carefully check and consider the thickness of the fabric before beginning the application process.

XIRIUS FLAT BACK SNAP FASTENER	SIZE	MATERIAL THICKNESS*
1783/300	SS 30	1 – 3 mm

* Could vary due to character and production of carrier materials

The material should not contract or crinkle after the application. To avoid this happening, tests are highly recommended on fabric samples before going ahead with the final application process.
In order to prevent possible injury, the wearing of protective eyewear is recommended when mechanically applying crystal products.

Tools for Fly Press
A vacuum pump and a vacuum adapter (art. 9040/105) enable easy fixation of the products in the upper die during application.

Vacuum adapter art. 9040/105 with external screw instead of inner thread to fix upper die art.9060/032 and art. 9060/034.

To apply XIRIUS Flat Back Snap Fasteners, first fix the required dies into place in the fly press.

	1783/300 01	**1783/300 02**
UPPER DIE	Art. 9060/032	Art. 9060/034
SPARE PART	Art. 9060/036	
LOWER DIE	Art. 9060/033	Art. 9060/035

It is important to make sure that the tool is sitting straight and firmly in the fly press. Stop position: the offset can be regulated using an adjustable stop that is fastened to the handle.

APPLICATION

Application of the decorative (upper) part

1 Place the vacuum adapter and the tools in the fly press. Make sure that they are fixed in place and connect the vacuum adapter to the vacuum pump.

2 Place the decorative part in the upper die and the spring socket in the lower die. The vacuum will keep the decorative part in the upper position during application.

3 Apply the product to the carrier material. Adjust the offset/pressure using the adjustable stop.

Application of the closure (lower) part

4 Replace the upper and lower die in order to apply the snap fastener closure.

5 Place the ball part in the upper die (will be kept in position by vacuum) and the counterpart in the lower die.

6 Apply the product to the carrier material. Adjust the offset/pressure using the adjustable stop.

Check the functionality of the snap fastener after application.

CARE INSTRUCTIONS

	40°				P	F	W
GENERAL RECOMMENDATIONS	Turn inside out, choose a gentle washing program and use a mild laundry detergent.	Do not use chlorine bleach!	Do not tumble dry!	Do not iron!	The textile can be gently dry-cleaned using perchlorethy-lene. Turn inside out.	The textile can be gently dry-cleaned using hydrocarbon. Turn inside out.	The textile will withstand gentle profes-sional wet-cleaning. Turn inside out.
	To protect the crystals as much as pos-sible, the use of a soft wash bag is recom-mended.			Do not iron directly over the crystals.	To protect the crystals as much as possible, the use of a soft wash bag is recommended.		
XIRIUS FLAT BACK SNAP FASTNER	✓	✓	✓	✓	✓	✓	✓

Please refer to the Application Manual and our Business website (closed area) WWW.SWAROVSKI.COM/PROFESSIONAL for detailed application advice.

SPIKE BANDING

The Spike Bandings are part of the Swarovski Crystal Spikes and Studs collection, created in co-operation with Jean Paul Gaultier. This historic union has brought on opulent and brilliant edge to hard rock.

ARTICLE EXPLANATION

52 300

R	001-024	
SS	SS 18	
M	05 M	**100%**

52 300	**R**	**SS**	**M**	**100%**
Article number	Number of rows This article is available from 1 and 24 rows	Stone size	Minimum order quantity in meters (M)	Documentation size in %

ORDERING EXAMPLE & PRODUCT VARIETY EXPLANATION

52 300	**001**	**012**	**082**	**001**
Article number	3-digit code for number of rows	Color of thread (without net-edge, on 1 side/ 2 sides): 012 Black (without net-edge) 022 White (without net-edge) 112 Black (on 1 side) 212 Black (on 2 sides) 122 White (on 1 side) 222 White (on 2 sides)	Color of casing 081 Gold 082 Silver 086 Gun Metal	Color of crystals Please see the respective product matrix for all available code references.

52 300 NEW!

R 001-024
SS SS 18
M 05 M | **100%**

52 301* NEW!

R 001
SS SS 18
M 10 M | **100%**

52 400 NEW!

R 001-024
SS PP 24
M 05 M | **100%**

52 401* NEW!

R 001
SS PP 24
M 10 M | **100%**

52 300
52 301*
52 400
52 401*

	Color of Thread / Net-edge			Color of Casing		
	012 / 112 / 212 Black	022 / 122 / 222 White		081 Gold	082 Silver	086 Gun Metal
Crystal Effects						
Metallic Effects						
Crystal Chrom F (001 CHRM)	■	■		■	■	■
Crystal Dorado F (001 DOR)	■	■		■	■	■
Crystal Metallic Blue F (001 METBL)	■	■		■	■	■
Crystal Metallic Light Gold F (001 MLGLD)	■	■		■	■	■
Crystal Rose Gold F (001 ROGL)	■	■		■	■	■
Color Effects						
Metallic Effects						
Jet Hematite (280 HEM)	■	■		■	■	■
Jet Nut (280 NUT)	■	■		■	■	■

* Art. 52 301 & 52 401 is not available with net-edge. When ordering one row with net-edge, article number 52 300 & 52 400 is to be used.

53 010 Spike Rivets NEW!



SS SS 29
M 144 PCS | **100%**

53 011 Spike Rivets NEW!

SS SS 39
M 144 PCS | **100%**

53 503 Spike Rivets NEW!

SS 8 mm
M 144 PCS | **100%**

53 010
53 011
53 503

	Color of Casing		
	081 Gold	082 Silver	086 Gun Metal
Crystal Effects			
Metallic Effects			
Crystal Chrom F (001 CHRM)	■	■	■
Crystal Dorado F (001 DOR)	■	■	■
Crystal Metallic Blue F (001 METBL)	■	■	■
Crystal Metallic Light Gold F (001 MLGLD)	■	■	■
Crystal Rose Gold F (001 ROGL)	■	■	■
Color Effects			
Metallic Effects			
Jet Hematite (280 HEM)	■	■	■
Jet Nut (280 NUT)	■	■	■

APPLICATION ADVICE

Spike Rivets can be easily applied using a fly press. They can be fitted to various materials with or without back parts. Please consider the material thickness and back part possibilities and choose the suitable tool combination accordingly.

RIVETS	SIZE	MATERIAL THICKNESS*	POSSIBLE BACK PARTS
53 010	SS 29	2 – 3 mm	53 007 and 53 009
53 011	SS 39	2 – 3 mm	53 007 and 53 009
53 503	8 mm	2 – 3 mm	53 007 and 53 009

* Could vary due to character and production of carrier materials

For applications on thinner fabrics, it is better to use the larger back part (art. 53 007) to completely enclose the longer split shaft.
The smaller back part (art. 53 009) can be used for multi-layered or thicker materials. As there is less split shaft left for connection with the back part, it proves more suitable for creating a satisfying bond.
If the carrier material proves too thick or is made up of several layers, it is recommended to punch a hole before application.
It is very important to carefully check the thickness of the fabric before beginning the application process. To avoid contraction or crinkling of the material after the application, tests are highly recommended on fabric samples before going ahead with the actual application process.
In order to prevent possible injury, the wearing of protective eyewear is recommended when mechanically applying crystal products.

Tools for Fly Press
A vacuum pump and a specially developed vacuum adapter (art. 9040/105), also suitable for the upper die of the Square Rivet tool, enable easy intake and application of the Spike Rivets.

The upper die can be fixed to the vacuum adapter with an external screw instead of a thread to enable it to be rotated 360°. This ensures easy and flexible positioning of the Spike Rivets. Therefore, upper dies with M6 or M8 threads are not available.

POSSIBLE DIE COMBINATIONS		BACK PART	WITH BACK PART		WITHOUT BACK PART
			53 007	53 009	RIVET CASING 081; 082; 086
		LOWER DIE	Art. 9070/010	Art. 9070/012	Art. 9040/015
RIVETS	UPPER DIE	Spare part for upper die*			
53 010 SS 29	Art. 9040/123	Art. 9040/124	✓	✓	✓
53 011 SS 39	Art. 9040/125	Art. 9040/126	✓	✓	✓
53 503 8 mm	Art. 9040/127	Art. 9040/128	✓	✓	✓

* The spare part is integrated into the upper die as standard. This should be changed when it becomes worn.

It is important to make sure that the tool is sitting straight and firmly in the fly press. Stop position: the offset can be regulated using an adjustable stop that is fastened to the handle.

Please refer to the Application Manual and our Business website (closed area) WWW.SWAROVSKI.COM/PROFESSIONAL for detailed application advice.

CARE INSTRUCTIONS

					P	F	W
GENERAL RECOMMENDATIONS	Turn inside out, choose a gentle wash cycle and use a mild laundry detergent.	Do not use chlorine bleach!	Do not tumble dry!	Do not iron!	The textile can be gently dry-cleaned using perchlorethylene. Turn inside out.	The textile can be gently dry-cleaned using hydrocarbon. Turn inside out.	The textile will withstand gentle professional wet-cleaning. Turn inside out.
				Do not iron directly over the crystals.	To protect the crystals as much as possible, the use of a soft wash bag is recommended.		
SPIKE RIVETS	✓	✓	✓	✓	✓	✓	✓

Due to the geometry of the crystal, care has to be taken not to apply the Spike Rivets too closely together, otherwise the crystals might get damaged.

To predict the future,
we invented it.

Stay ahead with our Advanced Crystal. It is lead-free* and helps you to reach full compliance with current laws and regulations.

*Crystal glass and all other materials containing 0.009 % lead or less.

Swarovski Worldwide

EUROPE

For Austria, Germany, Switzerland, Benelux, Scandinavia, UK, Ireland, France, Spain, Portugal, Greece, Turkey, North Africa and Eastern Europe, please contact SWAROVSKI INTERNATIONAL DISTRIBUTION AG Triesen:

SWAROVSKI INTERNATIONAL DISTRIBUTION AG
Dröschistrasse 15
Postfach 567
9495 Triesen
Liechtenstein
Tel: +423 399 5757
Fax: +423 399 5750
sp.infoLI@swarovski.com

SWAROVSKI INT.LE D'ITALIA S.P.A. SOCIETA' A SOCIO UNICO
Via Giorgio Giulini n.3
20123 Milano
Italy
Tel: +39 02 722601
sp.IT@swarovski.com

SWAROVSKI OOO
Korobeinikov pereulok 1, Office 4
119034 Moscow
Russia
Tel: +7 495 258 8302
Fax: +7 495 258 8903
sp.infoLI@swarovski.com

SWAROVSKI KRISTAL TIC.LTD.STI.
Abdi İpekçi Cad. Reasürans Han E Blok, No:57 Kat:5
34367 Nişantaşı Şişli, Istanbul
Turkey
Tel: +90 (0) 212 225 44 29
Fax: +90 (0) 212 225 27 99
Swarovski.Turkey@swarovski.com

MIDDLE EAST

SWAROVSKI MIDDLE EAST FZE
P.O. Box 17128, Jebel Ali Free Zone
Dubai
United Arab Emirates
Tel: +971 4 881 6562
Fax: +971 4 881 5623
info.sme@swarovski.com

SWAROVSKI DUBAI LLC
P.O. Box 117645
Office No 107, Golf Park Building
Garhoud, Dubai
United Arab Emirates
Tel: +971 4 2822027
Fax: +971 4 2822866
office.dubai@swarovski.com

India Head Office:
SWAROVSKI INDIA PVT. LTD.
1st floor, Tower C, DLF Building No.10,
DLF Cyber City, Phase II
Gurgaon, India
Tel: +91 124 4698200
+91 124 4698201
konia.khanna@swarovski.com
customer_service.in@swarovski.com

South India Contact Office:
Saleh Center
No. 103, 1st Floor,
18/9 Cunningham Road
Bangalore – 560052
India
Tel: +91 80 30279870
Fax: +91 80 30279866
nirupama.nair@swarovski.com

NORTH & SOUTH AMERICA

SWAROVSKI CRYSTAL COMPONENTS LTDA.
Alameda Itu, 852 - 13° Andar
01421-001 São Paulo – SP
Brazil
Tel: +55 11 3088 8821 (ext. 121)
Fax: +55 11 3088 5976
comercial.br@swarovski.com

SWAROVSKI NORTH AMERICA LTD.
1 Kenney Drive, Cranston
Rhode Island 02920-4400
USA
Tel: +1 401 463 5132
Fax: +1 401 463 4707
Toll free: 1 800 463 0849
sp.sna@swarovski.com

SWAROVSKI NORTH AMERICA LTD.
Los Angeles Showroom,
California Mart
110 East 9th Street, Suite B771
Los Angeles, CA 90079-2827
USA
Tel: +1 213 489 2393
Fax: +1 213 489 1961

SWAROVSKI CRYSTAL S.A. DE C.V., MEXICO
Av. Ejército Nacional No. 579
Piso 11, Local A
Col. Granada
Del. Miguel Hidalgo
C.P. 11520
México D.F.
Tel/Fax: +5255 5545 4509

ASIA

SWAROVSKI HONG KONG LTD.
9th Floor, Fortis Centre,
1063 King's Road
Quarry Bay
Hong Kong
Tel: +852 2566 6301
Fax: +852 2807 1902
sp.infoHK@swarovski.com

SWAROVSKI (GUANGZHOU) TRADING COMPANY LTD.
Rm 2401-2403, 24/F, Teemtower,
Teemall
208 Tianhe Road
Guangzhou 510620
China
Tel: +86 20 3813 2188
Fax: +86 20 3810 2278
Toll Free: +86 400 880 1744
sp.infoCN@swarovski.com

SWAROVSKI (GUANGZHOU) TRADING COMPANY LTD.
Beijing Liaison Office
Room 2001-2002,
20/F, Tower B, Gemdale Plaza,
No. 91, Jianguo Road,
Chaoyang District,
Beijing 100020
China
Tel: 010-65829773

SWAROVSKI (GUANGZHOU) TRADING COMPANY LTD.
Shanghai Liaison Office
Room 1602,
The Headquarters Building
No. 168, Xi Zang Road (M)
Shanghai 200001
China
Tel: +86 21 2306 9888
Fax: +86 21 6372 9180

SWAROVSKI (GUANGZHOU) TRADING COMPANY LTD.
Dongguan Liaison Office
Room 2202, Kingdom Plaza
Central Road of East Downtown
Dongguan City 523129
China
Tel: +86 769 2276 4723
Fax: +86 769 2276 4708

SWAROVSKI (GUANGZHOU) TRADING COMPANY LTD.
Qingdao Liaison Office
Art & Technology Space
Room No 1-506
No. 63, Haier Road
Qingdao 266061
China
Tel: +86 532 8099 9595
Fax: +86 532 8099 9596

SWAROVSKI (GUANGZHOU) TRADING COMPANY LTD.
Yiwu Liaison Office
Room 8911, Yinlian International Business Building
No. 1399, Chouzhou Road (North),
Yiwu City, 322000
Zhejiang Province
China
Tel: +86 579 8559 0903
Fax: +86 579 8559 0707

SWAROVSKI (GUANGZHOU) TRADING COMPANY LTD.
Shenzhen Liaison Office
Room 13G, Tower C, Neo Building
6009 Shennan Avenue,
Futian District
ShenZhen 518048
China
Tel: +86 755 23605750
Fax: +86 755 23605735

SWAROVSKI (GUANGZHOU) TRADING COMPANY LTD.
Chengdu Liaison Office
Room 3908, Huamin Empire Plaza, 1 Fuxing Street
Jinjiang District, Chengdu, Sichuan
China
Tel: +86 28 8658 3506
Fax: +86 28 8658 3535

Swarovski Worldwide

SWAROVSKI TAIWAN LIMITED TAIWAN BRANCH
3/F, No. 27, Chung-Shan North Road
Section 1, Taipei 104
Taiwan, R.O.C.
Tel: +886 2 2100 2611
Fax: +886 2 2100 2622
sp.infotw@swarovski.com

SWAROVSKI SINGAPORE TRADING PTE. LTD.
2, Alexandra Road
#03-01 Delta House
Singapore 159919
Singapore
Tel: +65 6661 6333
Fax: +65 6274 8177
sp.infosg@swarovski.com

PT CRYSTALLIZED ELEMENTS
Cyber 2 Tower, 31st Floor Unit B
JL. HR. Rasuna Said, Blok X5 No. 13
Jakarta 12950
Indonesia
Tel: +62 21 2902 1451 / 52 / 53
Fax: +62 21 2902 1454
ptcrystallized.id@swarovski.com

SWAROVSKI SINGAPORE PTE. LTD.
(Vietnam Representative Office)
Level 16 & 17, Gemadept Tower,
6, Le Thanh Ton Street,
Ward Ben Nghe, District 1,
Ho Chi Minh City, Vietnam
Tel: +84 8 62556768
Fax: +84 8 62556801
jeffrey.tan@swarovski.com

SWAROVSKI (THAILAND) LTD.
849 Vorawat Building, 16th Floor,
Room 1601 - 1602,
Silom Road, Silom, Bangrak,
Bangkok 10500
Thailand
Tel: +662 635 1990
Fax: +662 635 1585
keeratiya.poolsap@swarovski.com

SWAROVSKI KOREA LTD.
BaekYoung Building 13F(SP)
(6 Cheongdam-dong) 456 Dosan-daero, Gangnam-gu,
Seoul, Korea 135-949
Tel: +82 2 6930 9975
Fax: +82 2 3416 0336
Lucia.kim@swarovski.com

SWAROVSKI JAPAN LTD.
Shinagawa Grand Central Tower, 3F
2-16-4 Konan, Minato-ku
Tokyo, 108-0075
Japan
Tel: +81 3 6718 2382
Fax: +81 3 6718 2383
sp.infoJP@swarovski.com

NEW ZEALAND

SWAROVSKI INTERNATIONAL (NZ) LTD.
9B Vega Place, Rosedale
North Shore City 0632
New Zealand
Tel: +64 9970 3750
Fax: +61 2 8345 7296
elementsenquiries.sau@swarovski.com

AUSTRALIA

SWAROVSKI INTERNATIONAL (AUSTRALIA) PTY. LTD.
12 Primrose Avenue
P.O. Box 185 (N.S.W 1445)
Rosebery N.S.W. 2018
Australia
Tel: +61 2 8345 7200
Fax: +61 2 9313 6506
darren.solo@swarovski.com

SWAROVSKI COMMUNICATION & CREATIVE SERVICE CENTERS WORLDWIDE

LONDON

CORPORATE COMMUNICATIONS AND DESIGN SERVICES, SWAROVSKI CRYSTAL BUSINESS
2nd Floor
21 Sackville Street
London, W1S 3DN
United Kingdom
Tel: +44 (0) 20 7255 8400
Fax: +44 (0) 20 7255 8473
www.swarovski.tv
www.swarovskisparkles.com
www.atelierswarovski.com
www.swarovskicrystalpalace.com

LOS ANGELES

SWAROVSKI NORTH AMERICA LTD.
Los Angeles Showroom,
California Mart
110 E. 9th Street, Suite B771
Los Angeles, CA 90079-2827
USA
Tel: +1 213 489 2393
Fax: +1 213 489 1961

SWAROVSKI CORPORATE COMMUNICATIONS UNIT & CREATIVE SERVICES CENTER
8560 W. Sunset Blvd., Suite 200
West Hollywood, CA 90069
Los Angeles
Tel: +1 310 652 0089 x3813
Fax: +1 310 652 0951

DUBAI

SWAROVSKI MIDDLE EAST FZE
P. O. Box 17128, Jebel Ali Free Zone
Dubai
United Arab Emirates
Tel: +971 4 881 6562
Fax: +971 4 881 5623
grace.downes@swarovski.com
palak.bhati@swarovski.com

MILAN

SWAROVSKI INT.LE D'ITALIA S.P.A. SOCIETA' A SOCIO UNICO
Via Giorgio Giulini n.3
20123 Milano
Italy
Tel: +39 02 722601
lucrezia.alfieri@swarovski.com

NEW YORK

SWAROVSKI CREATIVE SERVICE CENTER
29 West 57th Street, 8th Floor
New York, NY 10019
USA
Tel: +1 212 935 4200
Fax: +1 212 935 8800
Toll free: 1 877 888 7980

PARIS

SWAROVSKI FRANCE S.A.S.
15, Boulevard Poissonnière
75002 Paris
France
Tel: +33 1 4476 1515
cic.france@swarovski.com

SÃO PAULO

SWAROVSKI CRYSTAL COMPONENTS LTDA.
Alameda Itu, 852-13° Andar
01421-001 São Paulo – SP
Brazil
Tel: +55 11 3088 8821
Fax: +55 11 3088 5976
comercial.br@swarovski.com

WATTENS

D. SWAROVSKI KG
6112 Wattens
Austria
Tel: +43 5224 500 3307
Fax: +43 5224 501 3307
sandra.oconnor@swarovski.com

SWAROVSKI TREND & APPLICATION CENTERS WORLDWIDE

HONG KONG

9th Floor, Fortis Centre,
1063 King's Road
Quarry Bay, Hong Kong
Hong Kong
Tel: +852 2566 6301
Fax: +852 2807 1902

BEIJING

Rm 2001-2002, 20 F, Tower B,
Gemdale Plaza, No. 91,
Jianguo Road, Chaoyang District
Beijing 100020
China
Tel: 010-65829773

SHANGHAI

Room 1602
The Headquarters Building
No. 168, Xi Zang Road (M)
Shanghai 200001
China
Tel: +86 21 2306 9888
Fax: +86 21 6372 9180

GUANGZHOU

Rm 2401-2403, 24/F, Teemtower,
Teemall
208 Tianhe Road
Guangzhou 510620
China
Tel: +86 20 3813 2188
Fax: +86 20 3810 2278
Toll Free: +86 400 880 1744

BANGKOK

SWAROVSKI (THAILAND) LTD.
849 Vorawat Building, 16th Floor,
Room 1601 - 1602,
Silom Road, Silom, Bangrak
Bangkok 10500
Thailand
Tel: +662 635 1990
Fax: +662 635 1585
sirikarn.ngamboonsin@swarovski.com

TOKYO JAPAN TAC

SWAROVSKI JAPAN LTD.
Shinagawa Grand Central Tower, 3F
2-16-4 Konan, Minato-ku
Tokyo, 108-0075
Japan
Tel: +81 3 6718 2382
Fax: +81 3 6718 2383
sp.infoJP@swarovski.com

⚠ General Warning

Loose crystals may present a small parts hazard to young children, particularly children under three years old. Depending on the size of the crystal and any attached material (such as glue, fabric, etc.), children may choke on, inhale, swallow, or insert the crystal into their noses. Magnetic products with crystal applications pose a particular risk of serious intestinal injury if ingested. The application techniques as stated in the Application Manual do not guarantee that crystals will not come loose. For each application, the manufacturer must determine whether the product meets the relevant requirements related to small parts hazards and assess any risk it may pose to small children. Failure to follow Swarovski's care instructions may result in damage to the crystal, which could pose a risk of laceration or other harm.

Warning for Crystal Tattoos

Crystal Tattoos may be applied on healthy skin only. Do not adhere to eyes or on mucous membranes. Crystal Tattoos are not recommended for young children. Loose crystals may present a small parts hazard to young children, particularly children under three years old. If a crystal comes loose, depending on the size of the crystal, children may choke on, inhale, swallow, or insert the crystal into their noses.

Warning for Tableware

Application of loose crystals to tableware presents a potential risk of aspiration, choking, swallowing, or tooth damage should crystals become loose. To reduce this risk, crystals should never be applied to any surface of tableware likely to come in contact with food or the mouth, and crystals should never be placed on any tableware intended for use by children. Tableware with crystals intended for decorative use only should be marked as such. To avoid dishwasher damage, tableware decorated with crystals should be washed by hand. The application techniques or suggestions in this manual do not guarantee that crystals will not come loose. For each application, the manufacturer must determine whether the product meets relevant requirements related to small parts hazards or use in food contact items and assess any risk it may pose to users.
The use of crystals (which may contain restricted substances deemed hazardous under local laws) and adhesives on tableware is subject to legal restrictions in specific countries. The customer is fully responsible to comply with these country-specific provisions and shall defend, indemnify, and hold Swarovski harmless from any and all third-party claims based on product liability or otherwise relating to uses of Swarovski products and waives all its own claims against Swarovski.

Notice for Application on Packaging

The use of crystal that may contain substances like lead, cadmium or hexavalent chromium, on packaging is subject to legal restrictions in specific countries, including but not limited in regard to the total content of substances based on the proportion between crystal mass to the remaining weight of packaging. The customer is fully responsible to comply with these country-specific provisions and to pass on this information to his customers.

Care Instructions

Failure to follow Swarovski's care instruction may result in damage to the Swarovski product, which could pose a risk of laceration or other harm. Please be informed that all conventional laundering processes (household washing machine as well as professional dry-cleaning) have a considerable mechanical influence onto the garment, which is based on the rotation of the washing drum. The essential requirement for a safety laundering process is that the Swarovski products are proper applied without restrictions regarding the adherence of the Swarovski products. The bigger the size of the used Swarovski product is and the more Swarovski products are applied next to each other, the more a risk of damage has to be taken into consideration. Swarovski products are made of or incorporate crystal and therefore must be handled with due care! Generally, to best protect the Swarovski products from breaking we recommend the use of a soft washing bag and to fill up the washing drum. Turning inside out before washing and selection of a gentle washing program, plus the use of mild detergents are important prerequisites to safeguard the quality of our Swarovski products. Our care instructions based on DIN EN ISO 3758 list up all Swarovski product groups as overview so that each used Swarovski product still needs to be judged in terms of its cleaning suitability for the intended purpose and finished product by the customer. Swarovski's recommendations are given according to the current state of our knowledge and Swarovski's determination of the qualification as textile application product. The customer is therefore fully responsible to determine the cleaning process applicable to the finished product, taking the Swarovski care instructions as well as those of third party materials into account. The variety of shape, cut, surface effect, size and application weight respectively amount of used Swarovski products are decisive for the determination of the suitable cleaning process. To be entirely safe customers respectively dry-cleaners usually take off Sew-on Stones, Buttons, etc. of bigger size before cleaning and re-apply them afterwards.

Unsuitable Applications

Crystals from Swarovski are intended for use in the fields of fashion, jewelry, accessories, textile products, and for interior décor. Due to their physical properties, crystals from Swarovski are unsuitable for other uses (e.g. gluing onto teeth, using crystals on or near mucous membranes, and other unsafe uses). The customer shall defend, indemnify and hold Swarovski harmless from any and all third-party claims based on product liability or otherwise relating to uses of Swarovski products purchased by the customer, and waives all its own claims.

Responsibility of User

Any oral, written, or test-based advice that Swarovski provides regarding techniques for application of its products are recommendations based on Swarovski's current knowledge and the information provided by its suppliers. Such advice does not discharge the customer from carrying out its own tests of techniques it proposes to use and their suitability for the intended application. The application, use, and processing of these techniques and products are solely the user's responsibility.

Please visit our website for contact information: WWW.SWAROVSKI.COM/PROFESSIONAL

VALID FROM JULY 2014

Sys.No. 5104933
Content is subject to change without notice. Errors and misprints excepted.
D. Swarovski Distribution GmbH, Swarovskistrasse 30, 6112 Wattens, Austria
© 2014 D. Swarovski Distribution GmbH. All rights reserved. Partial or total publication, transmission, copy or other duplication of texts, graphics, pictures etc. which are to be found in this publication is forbidden without special consent by D. Swarovski Distribution GmbH.
Swarovski® is a registered trademark of Swarovski AG.

PHOTOGRAPHY by Robert Striegl, Johannes Weiss
ILLUSTRATIONS by Petra Dufkova
PRINTED by RWF Frömelt-Hechenleitner Werbeges.m.b.H., Volders/Austria